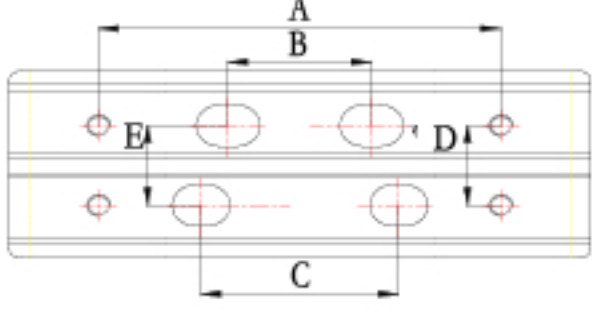
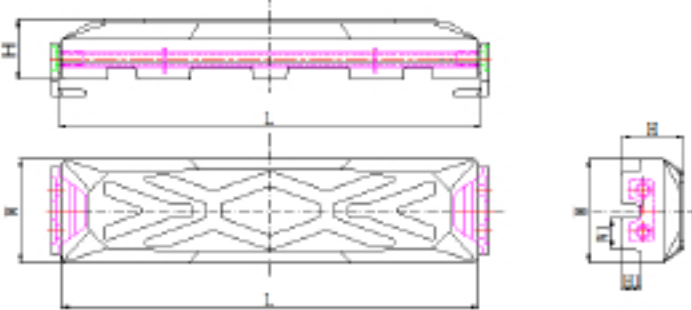
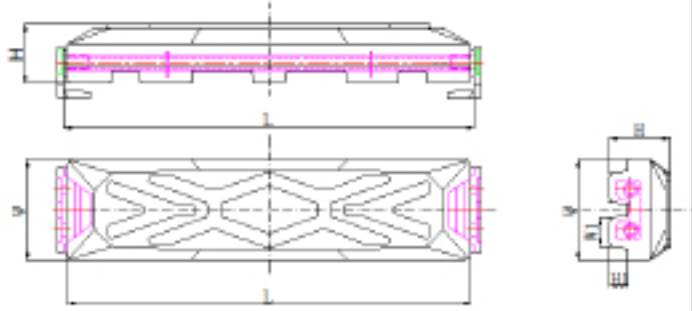
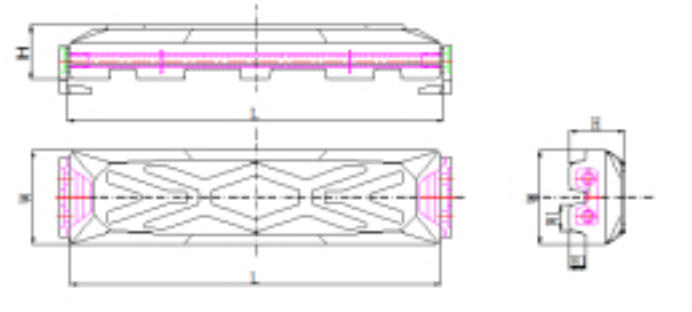


RUBBER PAD

	<p>BOLT ON 154-450</p> <table border="1"> <thead> <tr> <th>Misura Size (pitch*width)</th> <th>Misure esterne (lunghezza*altezza*profondità) External parameter (length*height*width)</th> <th>Peso/pezzo Weight/pc (KGS)</th> <th>Misura viti Bolt diameter</th> <th>A</th> <th>B</th> <th>C</th> <th>D</th> <th>E</th> </tr> </thead> <tbody> <tr> <td>154-450</td> <td>445*45*123</td> <td>3,6</td> <td>M14</td> <td>350</td> <td>82</td> <td>90</td> <td>58</td> <td>58</td> </tr> </tbody> </table>	Misura Size (pitch*width)	Misure esterne (lunghezza*altezza*profondità) External parameter (length*height*width)	Peso/pezzo Weight/pc (KGS)	Misura viti Bolt diameter	A	B	C	D	E	154-450	445*45*123	3,6	M14	350	82	90	58	58
Misura Size (pitch*width)	Misure esterne (lunghezza*altezza*profondità) External parameter (length*height*width)	Peso/pezzo Weight/pc (KGS)	Misura viti Bolt diameter	A	B	C	D	E											
154-450	445*45*123	3,6	M14	350	82	90	58	58											
	<p>CLIP ON 101-300</p> <table border="1"> <thead> <tr> <th>Size</th> <th>Former size</th> <th>Weight/pc (KGS)</th> <th>Pitch</th> <th>L</th> <th>W</th> <th>H</th> <th>W1</th> <th>H1</th> </tr> </thead> <tbody> <tr> <td>101-300</td> <td>F300</td> <td>1,35</td> <td>101</td> <td>300</td> <td>61</td> <td>41,5</td> <td>38</td> <td>17,5</td> </tr> </tbody> </table>	Size	Former size	Weight/pc (KGS)	Pitch	L	W	H	W1	H1	101-300	F300	1,35	101	300	61	41,5	38	17,5
Size	Former size	Weight/pc (KGS)	Pitch	L	W	H	W1	H1											
101-300	F300	1,35	101	300	61	41,5	38	17,5											
	<p>CLIP ON 135-400</p> <table border="1"> <thead> <tr> <th>Size</th> <th>Former size</th> <th>Weight/pc (KGS)</th> <th>Pitch</th> <th>L</th> <th>W</th> <th>H</th> <th>W1</th> <th>H1</th> </tr> </thead> <tbody> <tr> <td>135-400</td> <td>400HD</td> <td>3,52</td> <td>135</td> <td>400</td> <td>110</td> <td>60</td> <td>31</td> <td>21</td> </tr> </tbody> </table>	Size	Former size	Weight/pc (KGS)	Pitch	L	W	H	W1	H1	135-400	400HD	3,52	135	400	110	60	31	21
Size	Former size	Weight/pc (KGS)	Pitch	L	W	H	W1	H1											
135-400	400HD	3,52	135	400	110	60	31	21											
	<p>CLIP ON 154-450</p> <table border="1"> <thead> <tr> <th>Size</th> <th>Former size</th> <th>Weight/pc (KGS)</th> <th>Pitch</th> <th>L</th> <th>W</th> <th>H</th> <th>W1</th> <th>H1</th> </tr> </thead> <tbody> <tr> <td>154-450</td> <td>450E</td> <td>5,7</td> <td>154</td> <td>450</td> <td>128</td> <td>65</td> <td>39</td> <td>21</td> </tr> </tbody> </table>	Size	Former size	Weight/pc (KGS)	Pitch	L	W	H	W1	H1	154-450	450E	5,7	154	450	128	65	39	21
Size	Former size	Weight/pc (KGS)	Pitch	L	W	H	W1	H1											
154-450	450E	5,7	154	450	128	65	39	21											