



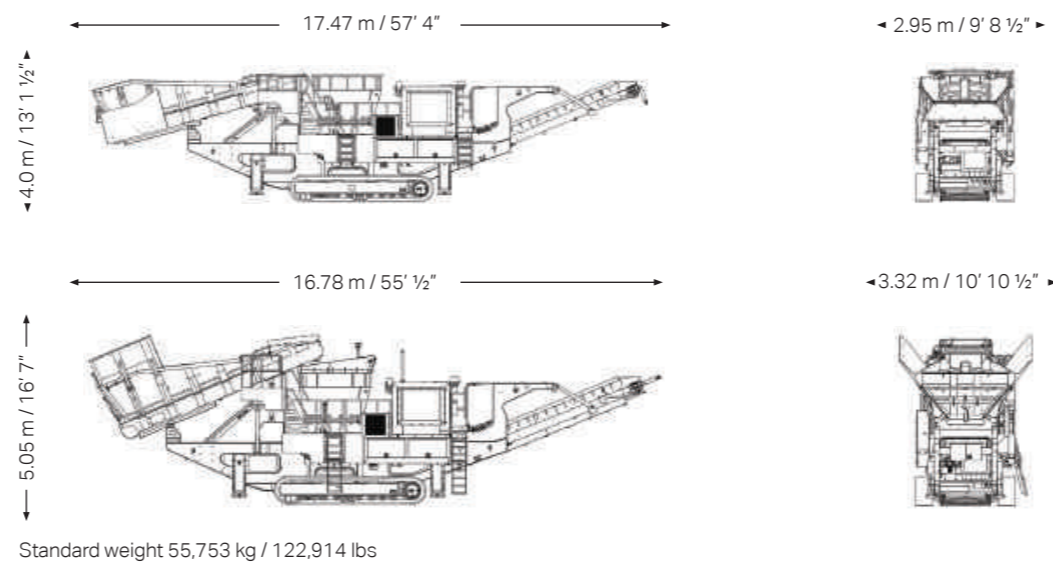
QS441 CONE CRUSHER ENGINEERING IN MOTION

TECHNICAL SPECIFICATIONS

KEY SPECIFICATIONS	DATA
Crusher type	Sandvik CS440
Speed	289 rpm to 305 rpm
Feed opening	up to 450 mm / 17 3/4"
CSS range	25 mm - 51 mm / 1" - 2"
Drive	PT Tech 14" Wet Clutch with PTO
Drive belts	10 SPC Single Belts

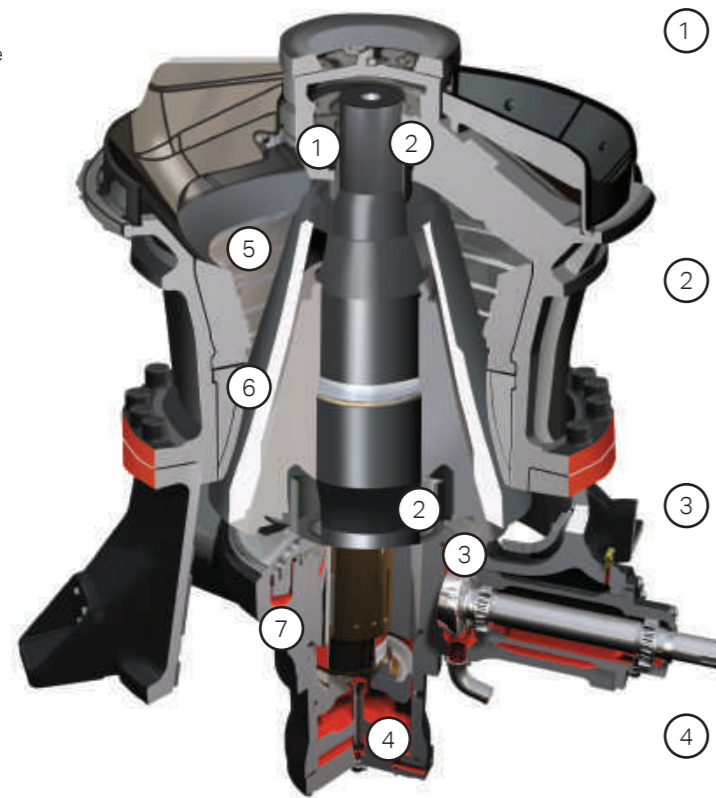
KEY SPECIFICATIONS	DATA
Power pack	
Engine type	Stage 3A / Tier 3 Cat C13 Acert or Stage 3B / Tier 4i Cat C13 Acert or Stage 4 / Tier 4 Final CAT C13 Acert
Engine power	328 kW / 440 hp
Diesel tank size	990 litres / 262 USG
Hydraulic tank size	990 litres / 262 USG

Note. All weights and dimensions are for standard units only



Capable of working in a primary or secondary application. Featuring the proven, high performing Sandvik CS440 Hydrocone.

- ⑤ - CLP Liners are designed to keep maximum feed size into the cone throughout the wear life of the liners. All liner options fit in one top shell
- Constant liner opening results in constant production performance throughout liner life



- ① - Unique crusher design eliminates the need for anti-spin device on head
- ② - Main Shaft is supported from both the Top and Bottom giving additional strength
- ③ - Helical drive gear arrangement for maximum durability and smooth, quiet operation
- ④ - Single piston design for gap setting and over load protection. CSS can also be adjusted whilst crushing

- ⑥ - Longer crushing chamber due to top & bottom support resulting in massive reductions in the chamber

- ⑦ - Bush arrangement has multiple settings to suit the required application
- Eccentric throw can be changed by simply turning the bush

BS-332 ENG rev2 © Sandvik Construction 2016 SANDVIK is a registered trademark owned by Sandvik Intellectual Property AB in Sweden and other countries



QS441 CONE CRUSHER ENGINEERING IN MOTION

KEY SPECIFICATIONS	DATA
Equipment	Sandvik CS440 Gyratory cone
Maximum feed size	450 mm / 17 3/4"
Engine	C13 Acert 328 kW / 440 hp
Transport dimensions	17.47 m / 57' 4" (l) 2.95 m / 9' 8 1/2" (w) 4.0 m / 13' 1 1/2" (h)
Weight	55,753 kg / 122,914 lbs


ULTIMATE THROUGHPUT

The QS441 features the world-leading CS440 gyratory cone crusher from Sandvik. Capable of accepting a feed size up to 90% larger than standard cones, it can achieve exceptional rates of throughput combined with high product quality. It is able to produce large reduction ratios with minimal fines production and is ideally suited for crusher run, ballast, drainage stone or material for a tertiary crushing plant.

Powerful and robust, it is driven by a diesel engine with direct drive to ensure maximum power transfer and fuel efficiency. It features a number of innovative features for minimal operator intervention and uninterrupted productivity and comes with a choice of three concaves and different bush settings, offering customers one of the most productive and flexible cone crushers in the market today.

STANDARD FEATURES INCLUDE:

- Emissions compliant 328 kW / 440 hp engine for powerful cost efficient performance
- Camera overseeing the crushing chamber allows the operator full visibility of the feed material entering the crushing chamber
- Equipped with a hydroset CSS regulation system that provides overload protection, optimizes production and keeps track of liner wear
- Level sensor fitted above the crushing chamber regulates the feed to maximize production and reduction



- 2 Power pack**
- 328 kW / 440 hp emissions compliant engine
 - Direct drive to ensure maximum power delivery
 - Easy access for service and maintenance
 - Ground level drainage points
 - Large capacity diesel tank 990 litres / 262 USG

- 3 Cone**
- Fitted with the proven CS440 Sandvik cone for strength and reliability
 - Equipped with Hydroset CSS regulation system for optimum production & protection
 - Pressurised cone prevents dust ingress into the cone internals
 - Various bush settings available to optimize product gradation and capacity
 - Variable crusher speed via the engine to manipulate product gradation
 - World renowned Constant Liner Performance system for optimum wear life of the liners

- 4 Feeder**
- Automated variable speed 1200 mm / 47" wide feed conveyor to ensure maximum production, and reduction
 - Bridge Coil (up and over) metal detector fitted to the feed conveyor providing optimum stability and controlled detection

- 5 Hopper**
- Wear resistant liner plates fitted as standard
 - Hydraulically raised and lowered for transport
 - Hydraulic folding hopper extensions for increased hopper capacity and rear loading (optional)

- 1 Main conveyor**
- 1200 mm / 47" wide main conveyor with a discharge height of 3739 mm / 12' 3 1/4"
 - Dust suppression spray bars and canvas covers fitted as standard
 - Head guards and underguards (optional)

- 10 Cooling fan**
- Hydraulically driven cooling fan with auto reverse to back flush dust from radiator

- 9 Control system**
- Highly efficient hydraulic and electric system provide ultimate system control
 - A full colour PLC screen with a simple operator interface combined with a level sensor above the crushing chamber and load control system allows for a fully automated crushing process

- 8 Steel pipework**
- Provides a safe and maintenance-free sealing solution, combined with better heat dissipation

- 6 Chassis**
- Heavy duty fabricated chassis on a tracked frame
 - Hydraulic legs for increased stability and servicing capabilities

- 7 Tracks**
- 500 mm / 19 3/4" wide tracks driven by proportional umbilical control
 - Radio remote (optional)

STANDARD FEATURES



Camera and level sensor to ensure continuous feed



Bridge coil metal detector for controlled detection



Four jacking legs for increased servicing capabilities



Easy access to the engine compartment



User friendly PLC control system with colour screen



MC chamber with extremely large feed opening